

WB300 Water Filled Barrier



FEATURES

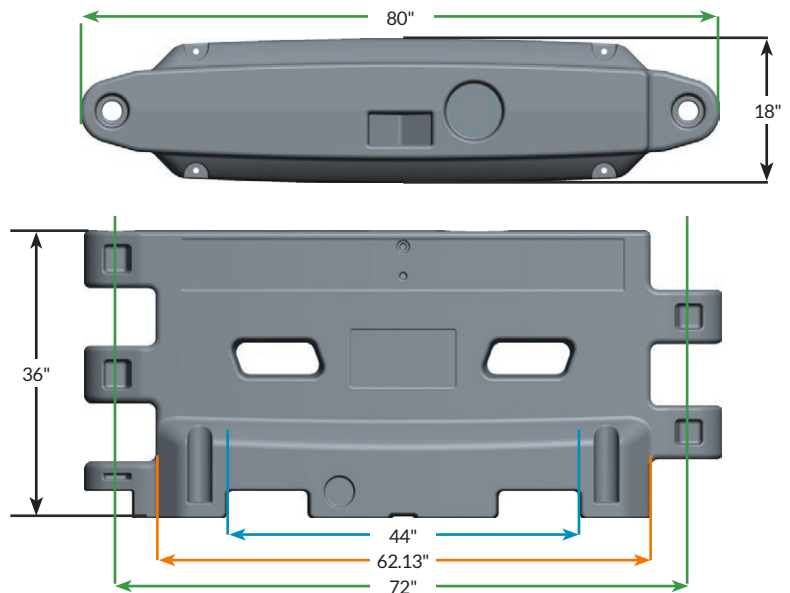
- Durable HDPE plastic resists cracking and breaking
- Molded forklift holes eliminate blowing when filled
- Double wall knuckle design minimizes breakage at hinge point
- Hinge design allows for a 90° pivot between sections
- Large 8" fill hole
- Forklift and pallet jack holes for easy movement
- Includes steel connection pin to lock sections together
- Galvanized fencing available

SPECIFICATIONS

- Length - 72"
- Width - 18"
- Height - 36"
- Weight (empty) - 90 lbs
- Weight (filled) - 1,110 lbs
- Material - High-density Polyethylene
- Color - orange or white

MODELS

- 22179 - Orange Water Filled Barrier with pin
- 22180 - White Water Filled Barrier with pin
- 22177 - 6'1" x 4'3" galvanized fence panel
- 22196 - Galvanized steel fence connector pin



90° pivoting hinge design allows the WB300 to handle curved roads and tight turns



Large 8" fill hole with twist-lock plastic cap speeds filling process




Pivots 90° and can be locked together with steel connection pins



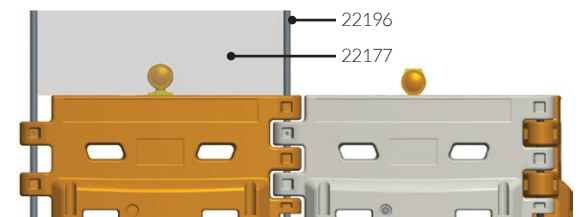
Built-in mounting holes to secure barrier to the ground



Tamper-resistant drain holes for fast, easy draining



Light bracket molded into the barrier with drain hole below to prevent water from pooling



Pictured: Optional fence panel installed

[VIEW ON WEBSITE ▶](#)